

CAT:  FEET:

TYPE:  PROJECT:



Non-intrusive, glare-free illumination with improved LED guide lighting of aisle and steps for seat, wall or pole mounted outdoor applications.

**Features**

- Compact, spherical polycarbonate fixture with a geometrically neutral design - no "knee hazard"
- Dome is permanently sealed to mounting base for secure weather and vandal-proof installation (48" super flex conduit for wireway connection included).
- Beacon fixture surface mounts to walls and other surfaces with (3) screw assembly

**Mounting**

Beacon mounts to wall, seat standard, pole and other surfaces. Bracket for pole mounting available for 1½" diameter pole, consult factory. Suitable for new construction and renovation.

**Applications**

Ideal for seat, wall or pole mount for indoor or outdoor applications.

**Warranty**

3 years

**Technical Information**

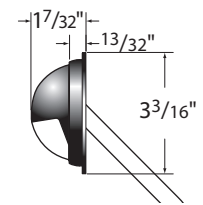
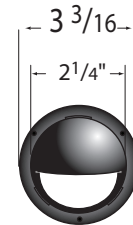


*Lumens/module	44.52
*Watt/module With Row Indicator	0.72
*Watt/module Without Row Indicator	0.48
*Lumens/watt	60
CRI	>80/TYP83
Kelvin Temp	1900K, 2700K, 3000K, 3500K, 4000K (+/- 80K) 3SDCM Red, Blue, Amber
Rated Life	75,000 hrs.
Max Module/Feed With Row Indicator	78/60W
Max Module/Feed Without Row Indicator	100/60W
Operating Voltage	12V DC
Power Supply	Class 2
Dimmable	Yes

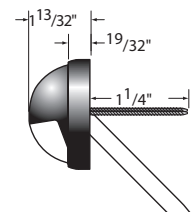
\* 3000K Sample

**Profile Dimensions**

**Surface Mounted**



**Rear Mounted**



**Pole Mounted**



Bracket for Pole Mounting 1.5" Dia.

## Recommended Power Supplies

### ADNM - NON DIMMING

DESCRIPTION	CAT NO	APPLICATION	PRIMARY VOLTAGE	SECONDARY VOLTAGE	MAX LOAD	CIRCUIT BREAKERS	CIRCUIT CAPACITY
ADNM Series Class 2 Transformer	ADNM-60-1-5-12-D	Indoor / Outdoor	100-277V AC 5ø60 HZ	12V DC	60W	1	5A
	ADNM-80-1-5-12-D				60W	1	5A
	ADNM-150-2-5-12-D				2x60W	2	2x5A
	ADNM-240-3-5-12-D				3x60W	3	3x5A
	ADNM-320-4-5-12-D				4x60W	4	4x5A

### ADNM - 0-10V DIMMING

DESCRIPTION	CAT NO	APPLICATION	PRIMARY VOLTAGE	SECONDARY VOLTAGE	CIRCUIT BREAKERS	MAX LOAD	CIRCUIT CAPACITY
ADNM Series Class 2 Transformer	ADNM-60-1-5-12-DOT	Indoor / Outdoor	100-277V AC 5ø60 Hz	12V DC	1	60W	5A
	ADNM-80-1-5-12-DOT				1	60W	5A
	ADNM-150-2-5-12-DOT				2	2x60W	2x5A
	ADNM-240-3-5-12-DOT				3	3x60W	3x5A
	ADNM-320-4-5-12-DOT				4	4x60W	4x5A

### ADNM - DMX SINGLE ADDRESS

DESCRIPTION	CAT NO	APPLICATION	PRIMARY VOLTAGE	SECONDARY VOLTAGE	CIRCUIT BREAKERS	MAX LOAD	CIRCUIT CAPACITY
ADNM Series Class 2 Transformer	ADNM-60-1-5-12-DIN	Indoor / Outdoor	100-277V AC 5ø60 Hz	12V DC	1	60W	5A
	ADNM-80-1-5-12-DIN				1	60W	5A
	ADNM-150-2-5-12-DIN				2	2x60W	2x5A
	ADNM-240-3-5-12-DIN				3	3x60W	3x5A
	ADNM-320-4-5-12-DIN				4	4x60W	4x5A

### ADNM - DMX MULTI ADDRESS

DESCRIPTION	CAT NO	APPLICATION	PRIMARY VOLTAGE	SECONDARY VOLTAGE	CIRCUIT BREAKERS	MAX LOAD	CIRCUIT CAPACITY
ADNM Series Class 2 Transformer	ADNM-150-2-5-12-DIN-2	Indoor / Damp	100-277V AC 5ø60 Hz	12V DC	2	2x60W	5A
	ADNM-240-3-5-12-DIN-3				3	3x60W	3x5A

### INFINITY - MLV / ELV / 0-10V / PWM / TRIAC

DESCRIPTION	CAT NO	APPLICATION	PRIMARY VOLTAGE	SECONDARY VOLTAGE	CIRCUIT BREAKERS	MAX LOAD	MIN LOAD	CIRCUIT CAPACITY
Infinity Series Class 2 Transformer	INF-J-30-1-2.5-12	Indoor / Outdoor	100 - 277V AC	12VDC	1	30W	3W	2.5A
	INF-J-60-1-5-12				1	60W	6W	5A
	INF-J-180-3-5-12				3	3x60W	3x6W	3x5A
	INF-J-300-5-5-12				5	5x60W	5x6W	5x5A

## Recommended Dimmers

### DIMMING - 0-10V

DESCRIPTION	CAT NO	APPLICATION	INPUT VOLTAGE	OUTPUT VOLTAGE	MAX LOAD
0-10V Dimmer	DIM-LD-010	Indoor	24V DC	24V DC	30 mA max. output (sink only)

### DIMMING - MLV

DESCRIPTION	CAT NO	APPLICATION	INPUT VOLTAGE	OUTPUT VOLTAGE	MAX LOAD
MLV Dimmer	N-600	Indoor	120V AC	120V AC	450W
	N-1000				800W
	N-1500				1200W
	D-600				450W
	M-600				450W
	M-1000				800W

### DIMMING - ELV

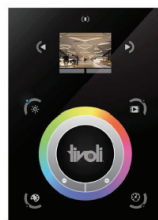
DESCRIPTION	CAT NO	APPLICATION	INPUT VOLTAGE	OUTPUT VOLTAGE	MAX LOAD
ELV Dimmer	ME-600	Indoor	120V AC	120V AC	450W
	DE-300				300W

### DIMMING - DMX


DESCRIPTION	CAT NO	APPLICATION	INPUT VOLTAGE	OUTPUT PROTOCOL	MAX UNIVERSE
DMX Controller	TVOQ-1-WH	Indoor	5V DC	DMX 512	1
	TVOQ-2-BK		6V DC		
	TVOQ-2-WH				
	TVOQ-10-BK-7				
	TVOQ-10-WH-7		6-7V DC		2



**TVOQ-1-WH**  
WH (White only)



**TVOQ-10-XX-7**  
XX = BK (Black), WH (White)



**TVOQ-2-XX**  
XX = BK (Black), WH (White)

## Ordering Information

PRODUCT CODE	MOUNT STYLE	LED COLOR	BODY COLOR	ROW INDICATOR OPTION
<b>BOL</b> BOL = Beacon™ Outdoor	R = Rear Mount S = Surface Mount P = Pole Mount	19 = 1900K 27 = 2700K 30 = 3000K 35 = 3500K 40 = 4000K AM = Amber BL = Blue RD = Red	<b>BK</b> BK = Black	<b>RI</b> <i>Row indicator option requires written details with order</i>

## Replacement Parts

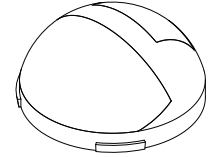
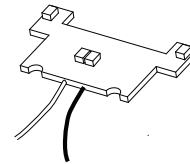
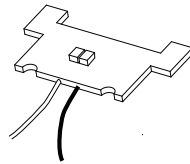
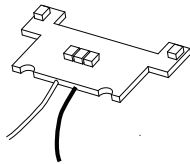
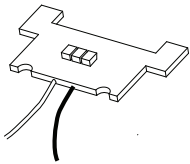


**Life safety code**

**5-8.1.3 Life Safety Code:** Exception: In assembly occupancies, the illumination of the floors of exit access shall not be less than 1/5 (.20) footcandle during periods of performances or projections involving directed light.

**8-2-5.9.8 Life Safety Code:** Aisle Marking. A contrasting marking stripe shall be provided on each tread at the nosing or leading edge such that the location of such tread is readily apparent, particularly when viewed in descent. Such stripes shall be at least 1 in. (2.5 cm) wide and shall not exceed 2 in. (5 cm) in width.

**Exception:** The marking stripe shall not be required where tread surfaces and environmental conditions under all conditions of use are such that the location of each tread is readily apparent, particularly when viewed in descent.



**Replacement Board With LEDs**

- BL-PCB-3-19**  
1900K
- BL-PCB-3-27**  
2700K
- BL-PCB-3-30**  
3000K
- BL-PCB-3-35**  
3500K
- BL-PCB-3-40**  
4000K
- BL-PCB-3-RD**  
Red

**Replacement Board With Row Indicator LEDs**

- BL-PCB-3-19-RI**  
1900K
- BL-PCB-3-27-RI**  
2700K
- BL-PCB-3-30-RI**  
3000K
- BL-PCB-3-35-RI**  
3500K
- BL-PCB-3-40-RI**  
4000K
- BL-PCB-3-RD-RI**  
Red

**Replacement Board With LEDs**

- BL-PCB-2-AM**  
Amber
- BL-PCB-2-BL**  
Blue

**Replacement Board With Row Indicator LEDs**

- BL-PCB-2-AM-RI**  
Amber
- BL-PCB-2-BL-RI**  
Blue

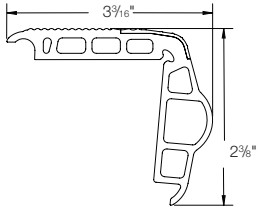
**Replacement Dome**

- BSL-DOME-NW**  
Dome - No indicator window
- BSL-DOME-RI**  
Dome - With indicator window

**Note:**  
Available with blue handicap indicator

**BS-CLAMP**  
Flex Conduit clamp. Fits 1/4" Flex Conduit.

## TwoTone Bullnose & Accessories



**Bullnose Extrusion**  
**BNS-TT-GY-12**

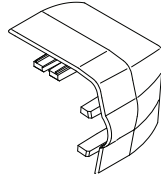
TwoTone Bullnose, 12' length, Black/Gray Strip

**BNS-TT2-GY-12**

TwoTone Bullnose, 12' length, Black/2" Gray Strip

**BNS-SC-GY-12**

Bullnose, Solid Gray, 12' Length

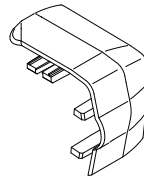


**Bullnose End Caps**  
**BNS-TT-EC-L**

End Cap, Left Side Overlap Design, Black

**BNS-TT-EC-R**

End Cap, Right Side Overlap Design, Black

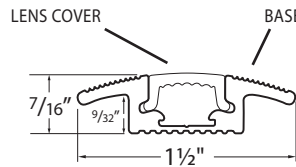


**CC Bullnose End Caps (Carpet-To-Carpet)**  
**BNS-CC-TT-EC-L**

End Cap, Carpet-To-Carpet, Left Side, Black

**BNS-CC-TT-EC-R**

End Cap, Carpet-To-Carpet, Right, Black



**CC & CW Wire Way Combo - Base & Lens**  
**WW-CC-BK-8**

Carpet to Carpet Base and Cover 8' - Black

**WW-CC-GY-8**

Carpet to Carpet Base and Cover 8' - Gray

**WW-CW-BK-8**

Carpet to Wall Base and Cover 8' - Black

**WW-CW-GY-8**

Carpet to Wall Base and Cover 8' - Gray

**CC & CW Wire Way Base ONLY**  
**WW-CW-BK-8**

Base Only, Carpet to Wall, Black, 8'

**WW-CC-BK-8**

Base Only, Carpet to Carpet, Black, 8'

**CC & CW Wire Way Lens ONLY**  
**WW-TC-CL-8**

Lens Cover Only, Clear, 8'

**WW-TC-BK-8**

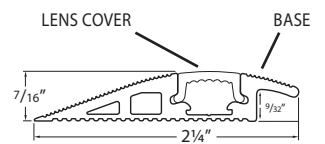
Lens Cover Only, Black, 8'

**WW-TC-BZ-8**

Lens Cover Only, Bronze, 8'

**WW-TC-GY-8**

Lens Cover Only, Gray, 8'



**CE Wire Way Combo - Base & Lens**  
**WW-CE-BK-8**

Carpet to Edge Base and Cover 8' - Black

**WW-CE-GY-8**

Carpet to Edge Base and Cover 8' - Gray

**CE Wire Way Base ONLY**  
**WW-CE-BK-8**

Base Only, Carpet To Edge, Black, 8'

**CE Wire Way Lens ONLY**  
**WW-TC-CL-8**

Lens Cover Only, Clear, 8'

**WW-TC-BK-8**

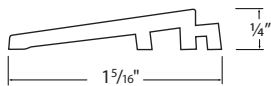
Lens Cover Only, Black, 8'

**WW-TC-BZ-8**

Lens Cover Only, Bronze, 8'

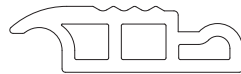
**WW-TC-GY-8**

Lens Cover Only, Gray, 8'



**BNS-TT-R-12**

Step Reducer, 12' Section



**STP-EXTNDR-12**

Bullnose Step Landing Tread Extender, 12'



**ADH-MB-75AM-10**

Extrusion adhesive, 10.1 oz tubes, sold individually. 30 per case.

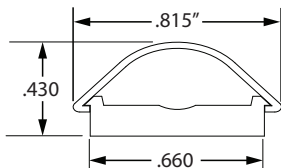
**ADH-MB-75AM-29**

Extrusion adhesive, 29 oz tubes, sold individually. 12 per case.



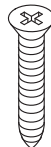
**ADH-IA-10.2-CA**

End Cap Adhesive, Clear liquid adhesive for end caps. 10.2 oz tubes sold individually. 12 per case.



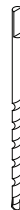
**BS-CC-8**

Wall wireway, 8' Black Base & Conduit Cover



**TM-3/16**

Concrete Screw 3/16" x 1 3/4"



**RONDB-5/32**

Concrete Drill Bit 5/32"